

Nombre: \_\_\_\_\_


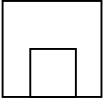



Fecha: \_\_\_\_\_

Escuela: \_\_\_\_\_

Hora: \_\_\_\_\_

### The Gender of Nouns

**Key:**

-  **el**
-  **los**
-  **la**
-  **las (left)**
-  **las (right)**

	A	B	C	D	E	F	G	H	I	J	
											1
											2
											3
											4
											5
											6
											7
											8
											9
											10

Every noun may be preceded by one of the definite articles: **el**, **la**, **los** or **las**. Write the correct article for each of the nouns below. Then shade in the grid address preceding each noun according to the key. For example: since **colegio** is a masculine singular noun, its correct article is **el**. The square corresponding to 2, E, the grid address preceding the word **colegio**, would be shaded in completely. If you have chosen the correct article and completed the shading correctly, you will have a picture of a famous Mayan building which was constructed around 700 A.D.

2, E	_____ colegio	6, B	_____ plumas	7, G	_____ lunes
2, F	_____ señor	6, C	_____ alumno	7, H	_____ examen
3, E	_____ muchachos	6, D	_____ papel	7, I	_____ muchacho
3, F	_____ Andes	6, E	_____ ciudad	7, J	_____ vacaciones
4, D	_____ frutas	6, F	_____ madre	8, A	_____ carro
4, E	_____ mano	6, G	_____ dinero	8, B	_____ paseo
4, F	_____ estación	6, H	_____ verano	8, C	_____ planeta
4, G	_____ lenguas	6, I	_____ playas	8, D	_____ verano
5, C	_____ maestras	7, A	_____ escuelas	8, E	_____ costumbre
5, D	_____ día	7, B	_____ zapato	8, F	_____ libertad
5, E	_____ televisión	7, C	_____ coche	8, G	_____ sombrero
5, F	_____ manzana	7, D	_____ octubre	8, H	_____ perro
5, G	_____ padre	7, E	_____ nota	8, I	_____ profesor
5, H	_____ bananas	7, F	_____ mochila	8, J	_____ libro